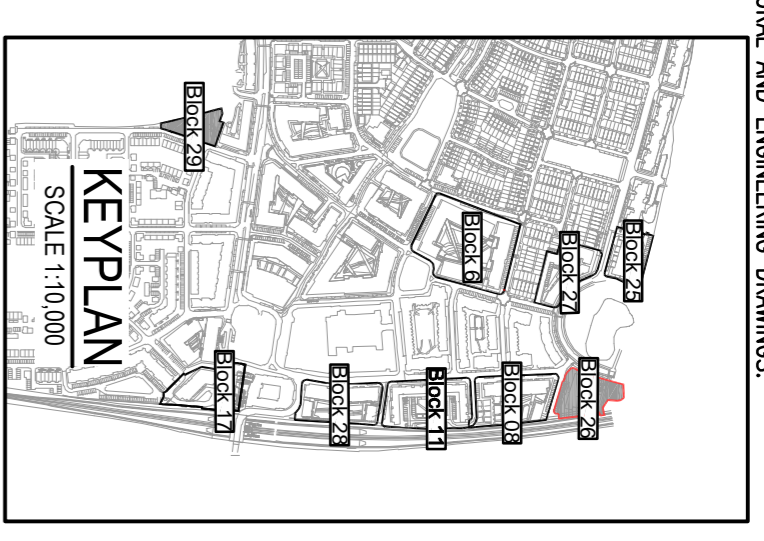
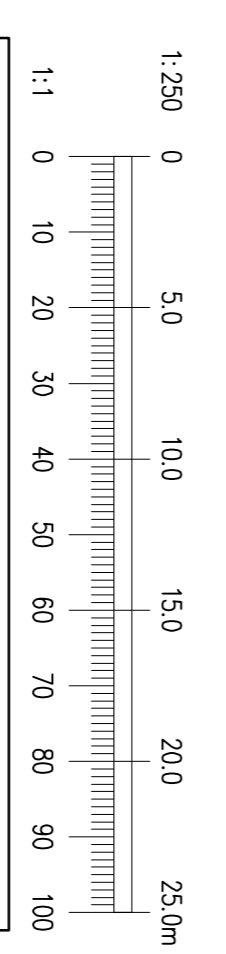
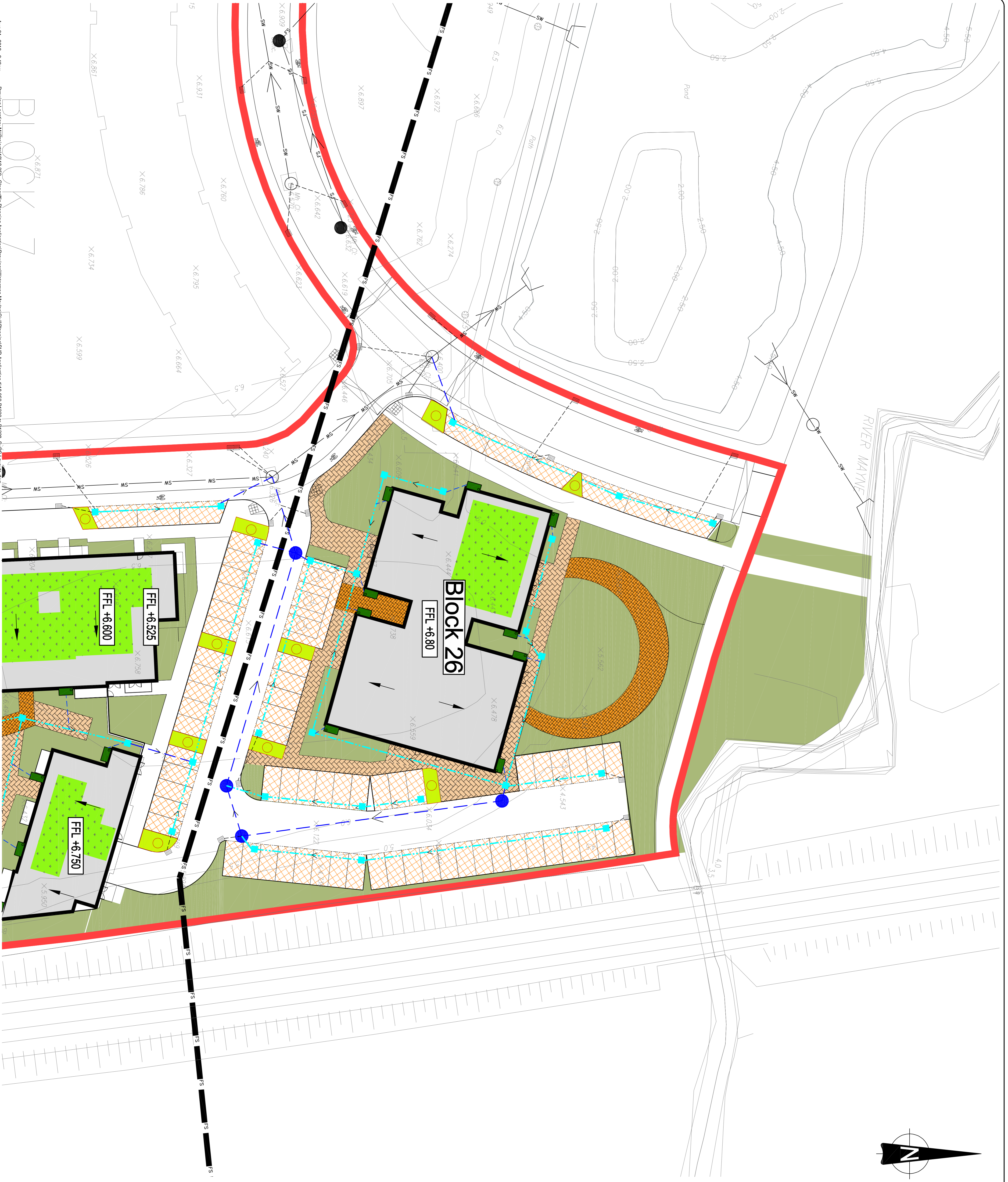
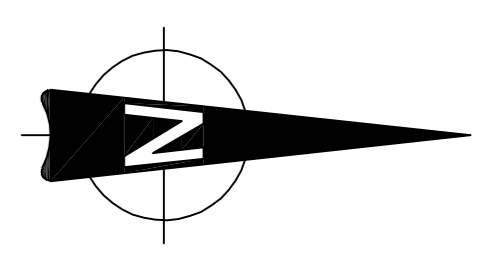


- NOTES:
1. DO NOT SCALE. USE FIGURED DIMENSIONS ONLY.
 2. THIS DRAWING IS TO BE READ IN CONJUNCTION WITH ALL OTHER RELEVANT ARCHITECTURAL AND ENGINEERING DRAWINGS.



LEGEND:

- INDICATES GRASS/PLANTING
- INDICATES GREEN ROOF/SEDUM ROOF
- INDICATES PERMEABLE PAVING TYPE 1
- INDICATES PERMEABLE PAVING TYPE 2
- INDICATES PERMEABLE PAVING TYPE 3
- PROPOSED SURFACE WATER SEWER AND MANHOLE
- PROPOSED 1504 PERFORATED SURFACE WATER PIPE SURROUNDED IN FILTER STONE
- PROPOSED SURFACE WATER ACCESS JUNCTION/ INSPECTION CHAMBER
- EXISTING FOUL WATER SEWER WITH PIPE SIZE, GRADE, MANHOLE REF. AND INVERT LEVEL
- EXISTING SURFACE WATER SEWER WITH PIPE SIZE, GRADE, MANHOLE REF. AND INVERT LEVEL
- PROPOSED GULLY AND CONNECTION
- INDICATES DIRECTION OF ROOF RUNOFF
- INDICATES PROPOSED 80 RETENTION TREE PIT IN GRASS/LANSCAPED AREAS
- INDICATES PLANTER BOX WITH OVERFLOW CONNECTION AT EACH DOWN PIPE



Ordnance Survey Ireland Licence No. EN 0006019
© Ordnance Survey Ireland/Government of Ireland.

REV.	DATE	AMENDMENT	DRN	APPD
A	17/06/18	REVISED FOR FINAL SUBMISSION	PJD	MD

FOR PLANNING NOT FOR CONSTRUCTION

Waterman Moylan
Engineering Consultants
BLOCK 26, EASTPOINT BUSINESS PARK, ALFIE BRYNE ROAD,
DUBLIN D03 H9F4 IRELAND. TEL: (01) 954 8800
Email: info@watermanmoylan.ie www.watermanmoylan.ie

CLIENT: GERARD GANNON PROPERTIES
ARCHITECT: CONROY CROWE KELLY
PROJECT: CLONGRIFIN SHD APPLICATION 1

SCALE	DATE	APPROVED	DATE
1:250	18-05-18	MD	NOV 18'
A1	17/21	REVISION	A